

## Classroom Activities to Practise Adverbs of Place (Levels A1-A2)



<https://www.teaching-english-and-spanish.de/>



## Rules of the Game

### Vocabulary

Use adverbs of place

### Preparation

Make two photocopies of the game and cut the cards out.

The worksheets can be used to introduce students to the topic or to revise it.

### Find your partner

Distribute the two sets of cards among the students. Each student receives one card. If there is an uneven number of students, one student receives two cards. Ask all students to stand up and find the partner who has the same card. Students are not allowed to show their card to their fellow students. Instead, they have to describe where the dog, cat or mouse is.

### Memory (suitable for small groups)

Mix up the cards.

Lay them in rows, face down.

A student turn over any two cards. S/he describes the cards.

If the two cards match, s/he can keep them.

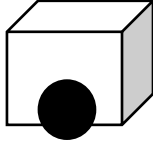
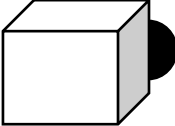
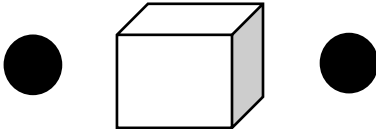
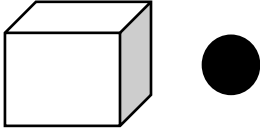
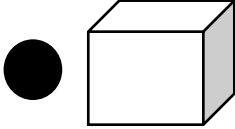
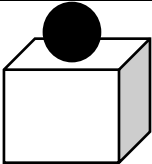
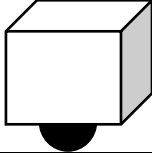

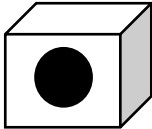
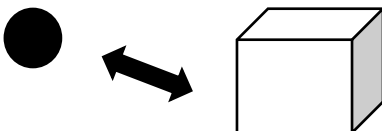
If they don't match, s/he turns them back over.

The game is over when all the cards have been matched.











The player with the most matches wins.

## Adverbs of place

Where is the ball?

<b>in front of</b> <i>The ball is in front of the box.</i>	
<b>behind</b> <i>The ball is behind the box.</i>	
<b>next to</b> <i>The balls are next to the box.</i>	
<b>to the right of</b> <i>The ball is to the right of the box.</i>	
<b>to the left of</b> <i>The ball is to the left of the box.</i>	
<b>on (top of)</b> <i>The ball is on top of the box.</i>	
<b>under</b> <i>The ball is under the box.</i>	
<b>between</b> <i>The ball is between two boxes.</i>	
<b>in</b> <i>The ball is in the box.</i>	
<b>opposite</b> <i>The ball is opposite the box.</i>	

## Adverbs of place - Draw the ball.

<b>behind</b> <i>The ball is behind the box.</i>	
<b>on (top of)</b> <i>The ball is on top of the box.</i>	
<b>in front of</b> <i>The ball is in front of the box.</i>	
<b>opposite</b> <i>The ball is opposite the box.</i>	
<b>next to</b> <i>The ball is next to the box.</i>	
<b>to the right of</b> <i>The box is to the right of the box.</i>	
<b>under</b> <i>The ball is under the box.</i>	
<b>between</b> <i>The ball is between two boxes.</i>	
<b>in</b> <i>The ball is in the box.</i>	
<b>to the left of</b> <i>The ball is to the left of the box.</i>	

## Game Cards

